
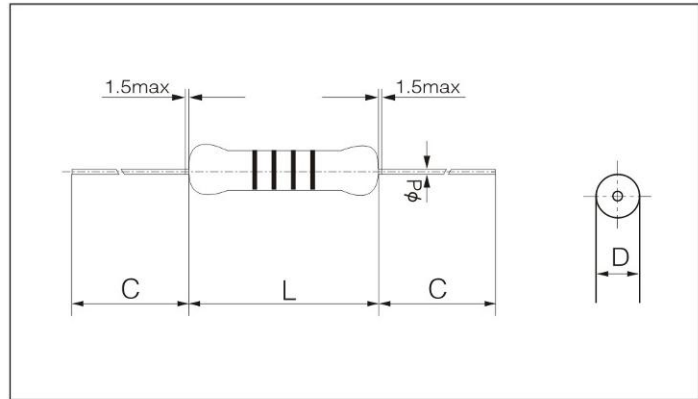


RJ13/14/15 metal film resistors



Construction



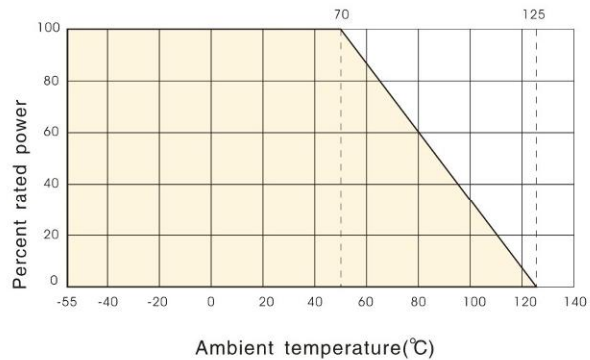
Characteristics

- Excellent high frequency characteristic
- Long term stability
- Low noise coefficient
- Low TCR
- High precision high stability
- Blue or grey flame-retardant coating colour code marking, available

Dimensions (mm)

size	Lmax	Dmax	d ± 0.05	C ± 3
RJ13	3.8	2.1	0.5	28.0
RJ14	7.0	2.5	0.6	28.0
RJ15	10.5	3.9	0.6	28.0

Derating Curve



Applications

- Electric instruments, equipments, TV, audio and other household appliances.

Reference Standards

RJ13: SJ/T 11113-1999
 RJ14: SJ/T 10775-2000
 RJ15: SJ/T 10872-2000

RJ13/14/15 metal film resistors



■ Technical Specifications

Type	Power Rating	Max Working Voltage (V)	Insulate Voltage (V)	Resistance Range (Ω)	TCR (10 ⁻⁶ /K)	Tolerances	Rating.amb .temp	Operating .amp.rance
RJ13	1/6	150	250	10~1M	± 50	± 1%	± 70°C	-55°C~125°C
RJ14	1/4	250	350	4.7~2.2M		± 2%		
RJ15	1/2	350	500	4.7~3.3M	± 100	± 5%		

■ Performance

Test Item	Specifications	Test Method
Short time overload	$\Delta R \leq \pm (0.5\%R + 0.05\Omega)$	2.5V _R , 5s
Rapid change of temperature	$\Delta R \leq \pm (0.5\%R + 0.05\Omega)$	-55°C/125°C, 30min 5cycle
Leaching	$\Delta R \leq \pm (0.5\%R + 0.05\Omega)$	350 ± 10°C, 3.5 ± 0.5s
Climatic category	$\Delta R \leq \pm (2\%R + 0.1\Omega)$	125°C, 16h/55°C, RH93 ± 3%, 24h/ -55°C, 2h/15~35°C, 8.5Kpa, 1h
Endurance at 70°C	$\Delta R \leq \pm (2\%R + 0.1\Omega)$	70 ± 2°C, P _R , 1000h

■ How To Order

Example

RJ	13	1/6	10R	± 1%	± 100(10 ⁻⁶ /K)	Plastic bags
Type	Style	Power	Nominal Value	Tolerance	TCR	Packaging
RJ	13 14 15	1/6W 1/4W 1/2W	10R	± 1% ± 2% ± 5%	± 50(10 ⁻⁶ /K) ± 100(10 ⁻⁶ /K)	bag tape

Packaging: Plastic recloseable bags (moq: 30pcs)。